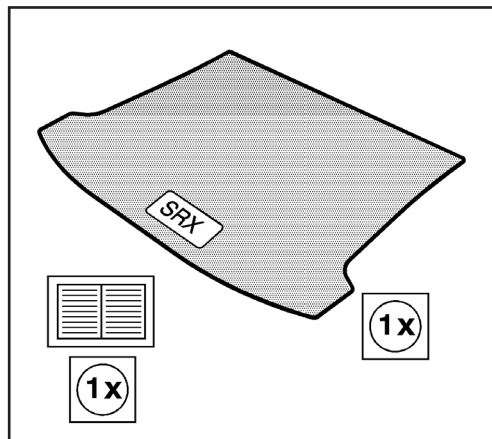


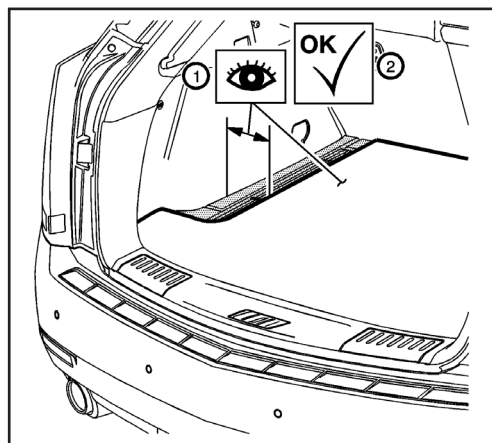
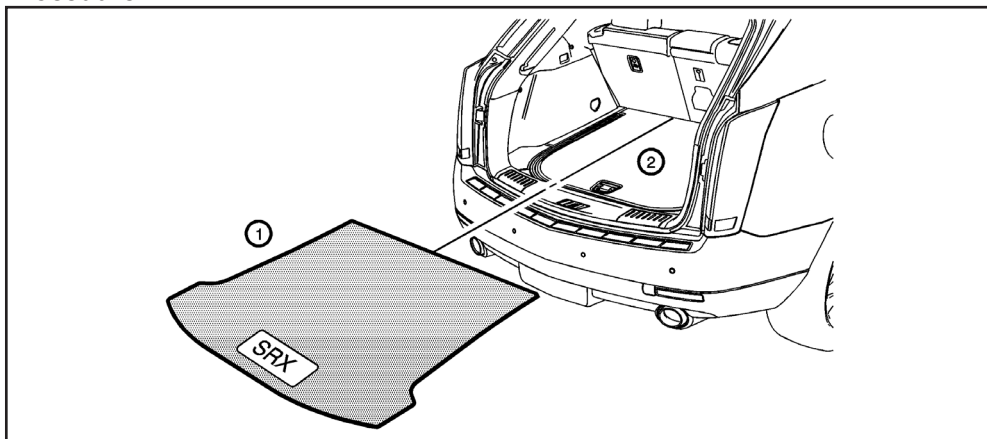
## Load Floor Liner Package Installation

Installation Instructions Part Number  
22743027

### Kit Contents



### Procedure



## Load Floor Liner Package

IR 28JL10

PART NO.

**22743027**

SHEET

**1** OF **3**

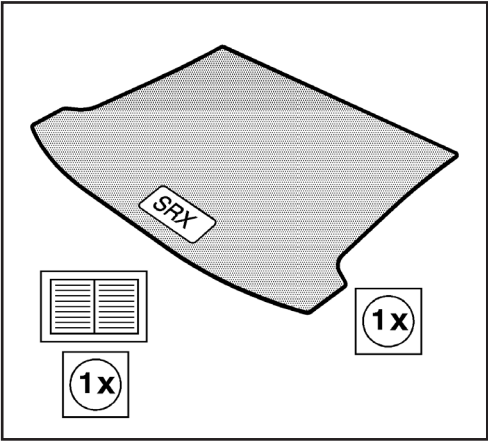
ALL INFORMATION WITHIN  
ABOVE BORDER TO BE PRINTED  
EXACTLY AS SHOWN ON 8.5 x 11  
WHITE 16 POUND NON-BOND  
RECYCLABLE PAPER.  
PRINT ON BOTH SIDES, EXCLUD-  
ING TEMPLATES.  
TO BE UNITIZED IN ACCOR-  
DANCE WITH GM SPECIFICA-  
TIONS.

DATE	REVISION	AUTH	DR
28JL10	Initial Release - Jonathon D'Andonaegui Pacheco	1280710 (ENSGAA)	

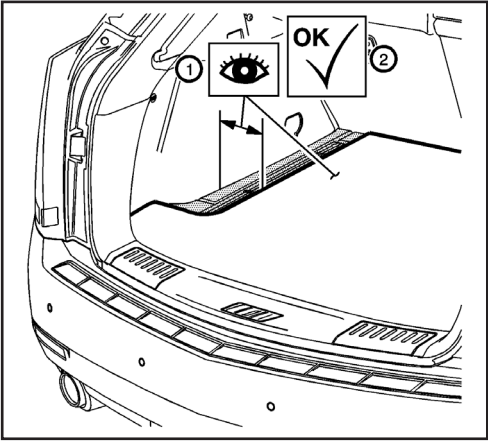
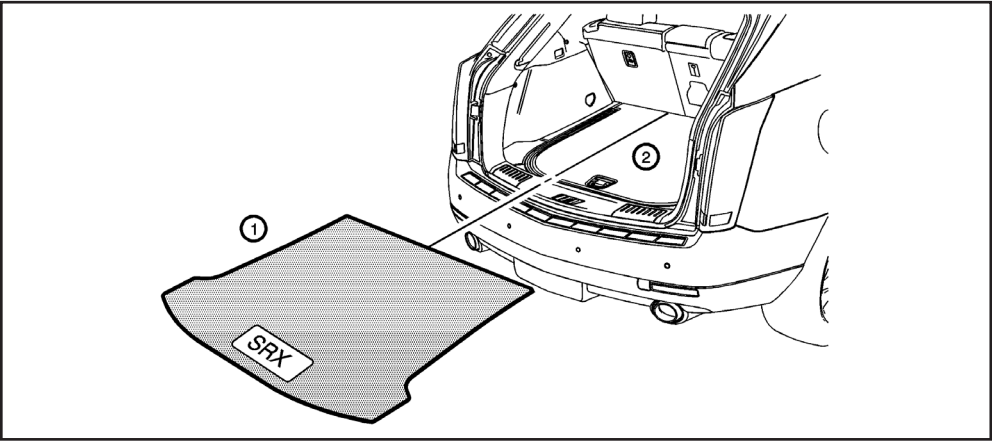
TITLE
<b>INSTALLATION INSTRUCTIONS Load Floor Liner Package</b>
PART NO.
<b>22743027</b>
SHEET
<b>1</b> OF <b>3</b>

**Load Floor Liner Package Installation**  
 Installation Instructions Part Number  
 22743027

**Kit Contents**



**Procedure**



**Load Floor Liner Package**

**IR 28JL10**

PART NO. **22743027**

SHEET **2** OF **3**

ALL INFORMATION WITHIN ABOVE BORDER TO BE PRINTED EXACTLY AS SHOWN ON 8.5 x 11 WHITE 16 POUND NON-BOND RECYCLABLE PAPER. PRINT ON BOTH SIDES, EXCLUDING TEMPLATES.  
  
 TO BE UNITIZED IN ACCORDANCE WITH GM SPECIFICATIONS.

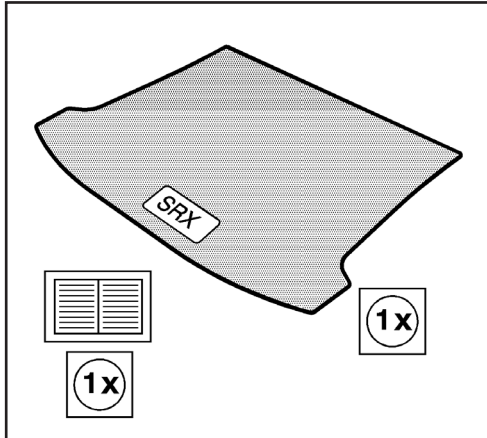
DATE	REVISION	AUTH	DR

TITLE	<b>INSTALLATION INSTRUCTIONS Load Floor Liner Package</b>		
PART NO.	<b>22743027</b>	SHEET	<b>2</b> OF <b>3</b>

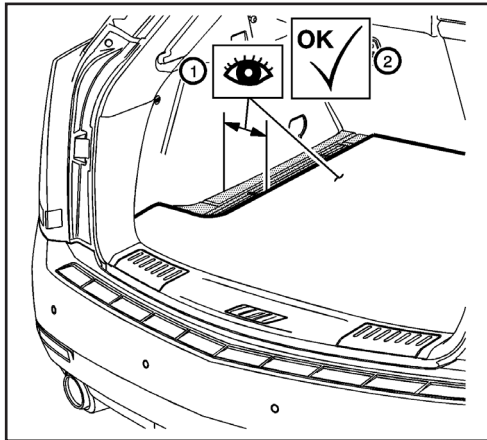
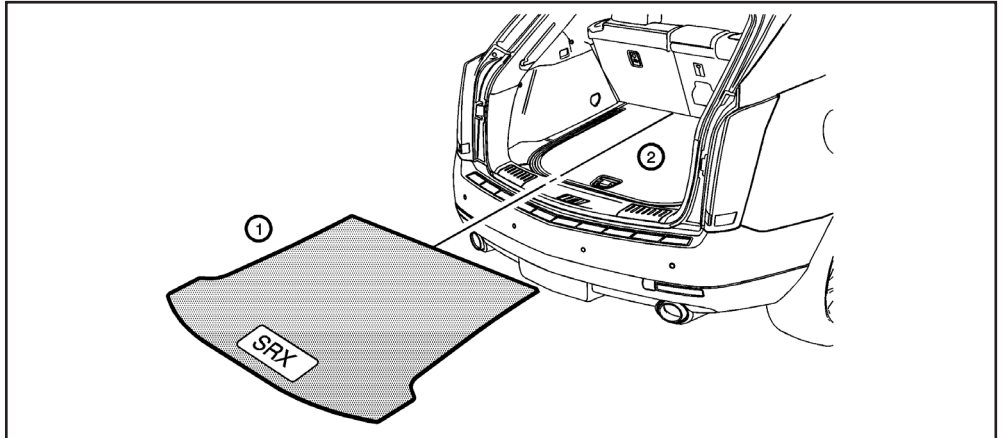
# Load Floor Liner Package Installation

Installation Instructions Part Number  
22743027

## Kit Contents



## Procedure



**Load Floor Liner Package**

**IR 28JL10**

PART NO.

**22743027**

SHEET

**3 OF 3**

ALL INFORMATION WITHIN  
ABOVE BORDER TO BE PRINTED  
EXACTLY AS SHOWN ON 8.5 x 11  
WHITE 16 POUND NON-BOND  
RECYCLABLE PAPER.  
PRINT ON BOTH SIDES, EXCLUD-  
ING TEMPLATES.  
TO BE UNITIZED IN ACCOR-  
DANCE WITH GM SPECIFICA-  
TIONS.

DATE	REVISION	AUTH	DR

TITLE

**INSTALLATION INSTRUCTIONS  
Load Floor Liner Package**

PART NO.

**22743027**

SHEET

**3 OF 3**